



Telephone Terminal Wall Cabinet Specifications

1. Generally, inside terminal room are preferred. This allows for access to power for telephone equipment. With engineering approval wall Cabinets are acceptable for buildings less than 20,000 square feet with external mounted SRP power cabinets. If power is provided in an inside terminal room Saddleback will collocate with them.
2. Sun West Engineering, Inc. MPOP-09604808 cabinet is the only one approved by Saddleback Communications engineering. See page 2 and 3. Other cabinets may be used but must be approved prior to installation.
3. An area 8' in front of the cabinet must be kept clear for technician access.
4. One isolated 20 Amp breaker circuit is extended to plywood backboard inside the cabinet is to be provided.
5. One #6 insulated copper wire terminated at the main power service panel ground bus bar at one end and the other end terminated on a suitable buss bar located on the left side of the cabinet near the splice compartment is to be provided.
6. All access handles to accommodate a padlock.
7. Two 4" conduits equipped with calibrated mule tape are provided for Saddleback Communications facilities. Both enter on the left side of the cabinet. Point of feed locations will be provided by Saddleback Engineering.
8. A maximum on four three-foot radius 90-degree bends are allowed in each pulling section.

Further information for developers is available at <http://www.saddlebackcomm.com/developers>.



If you need further clarification please contact John Aker, Manager - Outside Plant Engineering, at 480 362-7037 or jaker@saddlebackcomm.com.

Sun West Engineering MPOP Series Cabinets

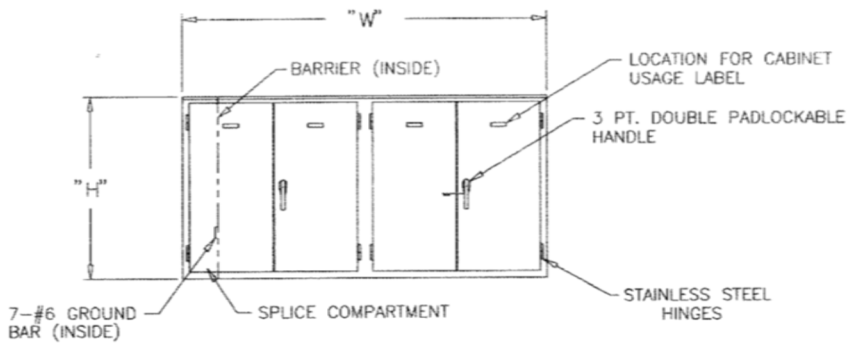


SUN WEST ENGINEERING, INC.

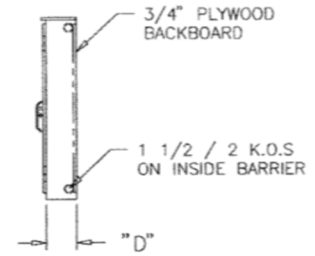
MPOP SERIES



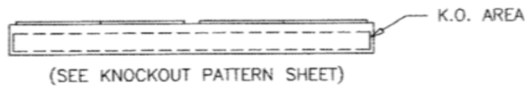
These rainproof TYPE-3R cabinets are built to house protectors and network interface devices for the phone companies "Minimum Point of Presence." These cabinets are set-up to have the protectors behind the left set of doors and the "NI" devices behind the right doors. All MPOP cabinets have 3/4" thick plywood backboards and splice chambers along the left wall.



FRONT VIEW



SIDE VIEW



MODEL	DIMENSION CHART			MAT'L	K.O. PATTERN
	"W"	"H"	"D"		
MPOP-09604808	96.00	48.00	8.00	14 GA	#14

* NON-STOCK "MPOP" SIZES AVAILABLE UPON REQUEST

CABINET BUILT OF ZINC COATED STEEL TO NEMA 3R SPECS. AND PRIME PAINTED.

SUN WEST ENGINEERING, INC.
5002 S. 36th ST., PHOENIX, AZ 85040 (602) 275-0662

MPOP SERIES